



DELPHIC
ACRYLIC TEETH



Mould Chart

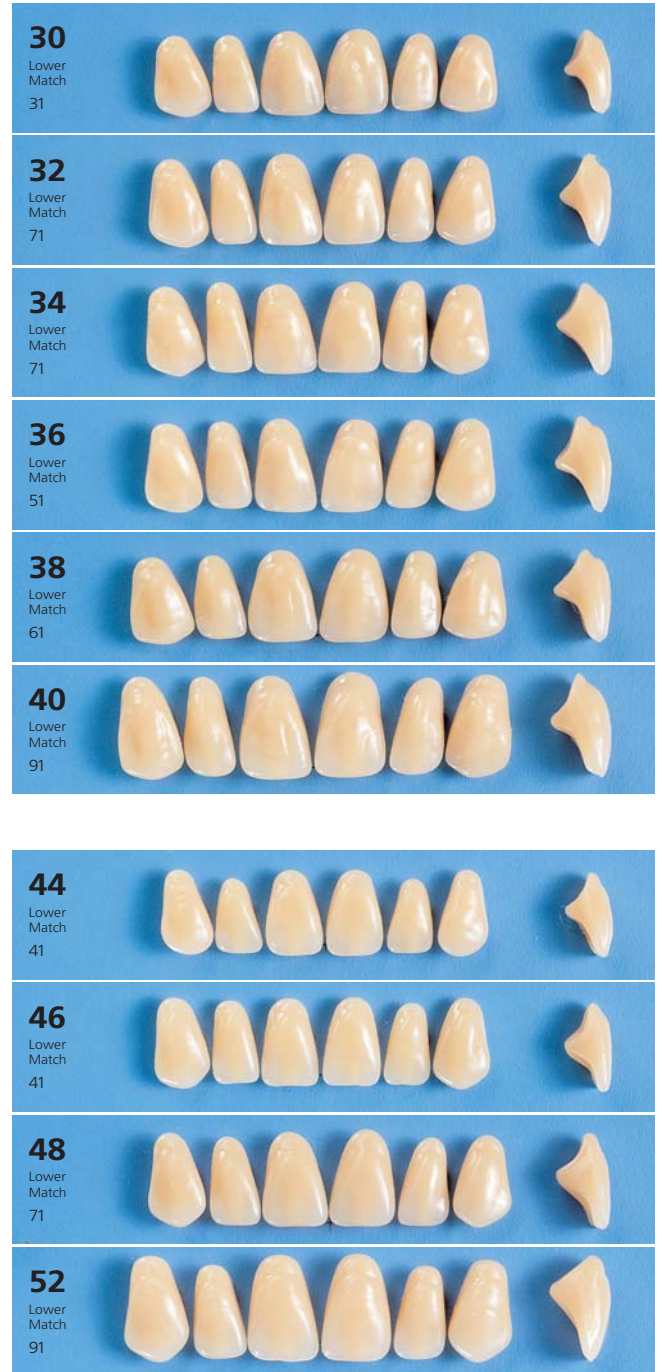
For vitality & strength

Now also available in the full
sixteen shades A1-D4

Uppers



Uppers



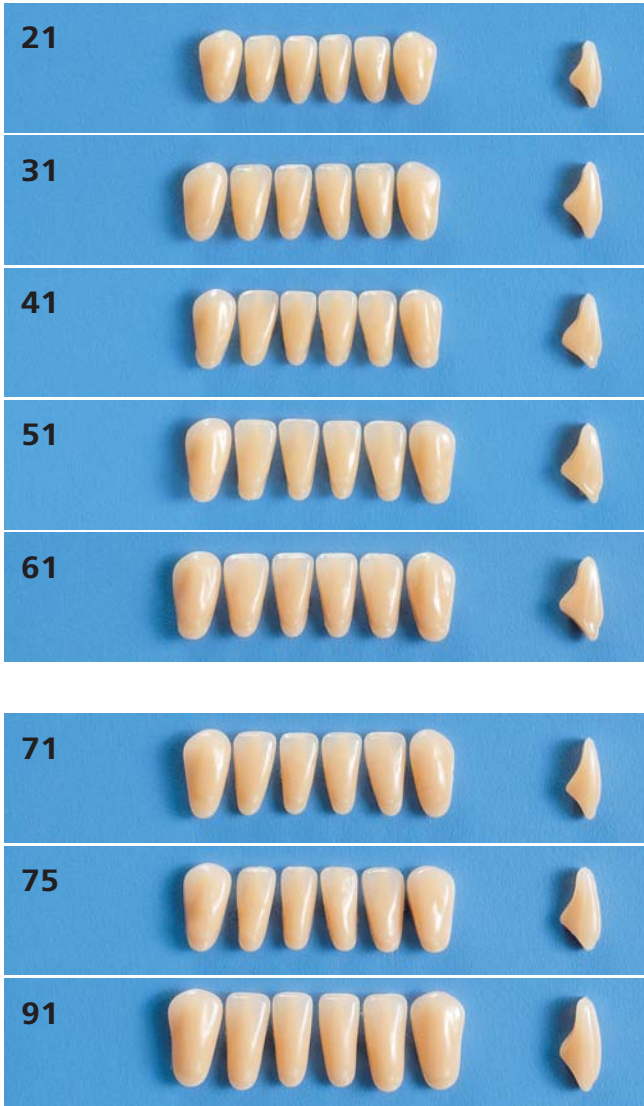
Nominal Dimensions of Uppers

Mould Number	Width of Set (mm)	Width of Centrals (mm)	Cervico incisal Length of Central (mm)
4	40.00	7.50	8.50
7	43.00	7.75	8.50
8	45.25	8.00	9.50
10	52.00	9.50	10.50
14	43.50	8.00	10.00
16	43.50	7.75	10.00
18	47.50	8.25	10.50
20	49.00	8.75	10.75
30	44.00	8.00	10.00
32	44.50	8.00	10.25
34	44.50	8.25	10.25
36	45.00	8.00	10.50
38	48.00	8.75	10.75
40	50.00	9.25	12.50
44	41.50	7.50	9.75
46	43.00	7.50	10.00
48	46.50	8.50	10.00
52	50.50	9.25	11.50



Delphic Posterior Moulds

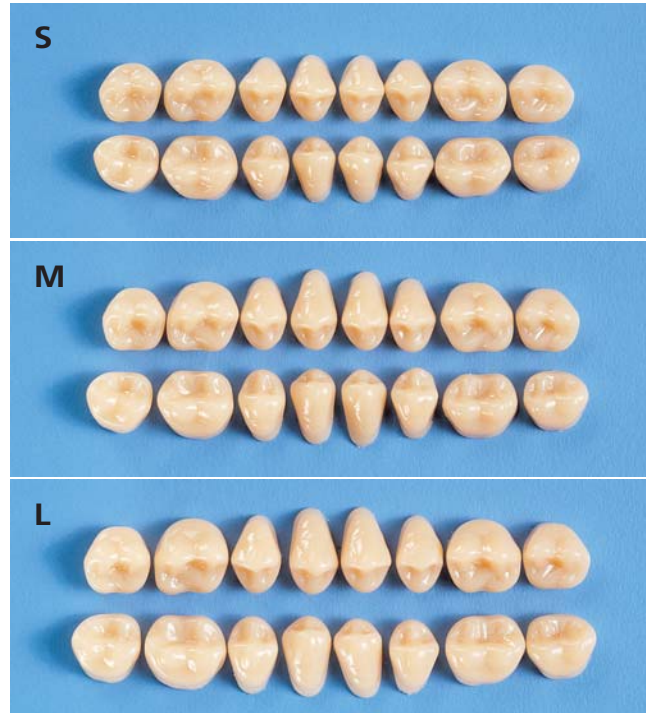
Lowers



Nominal Dimensions of Lowers

Mould Number	Width of Set (mm)	Width of Centrals (mm)	Cervico incisal Length of Central (mm)
21	31.50	4.50	8.00
31	34.50	5.00	9.00
41	34.00	5.00	8.75
51	35.75	5.50	9.50
61	38.25	6.00	9.75
71	36.00	5.50	9.50
75	35.25	5.00	10.00
91	40.00	5.50	11.50

Easy-set



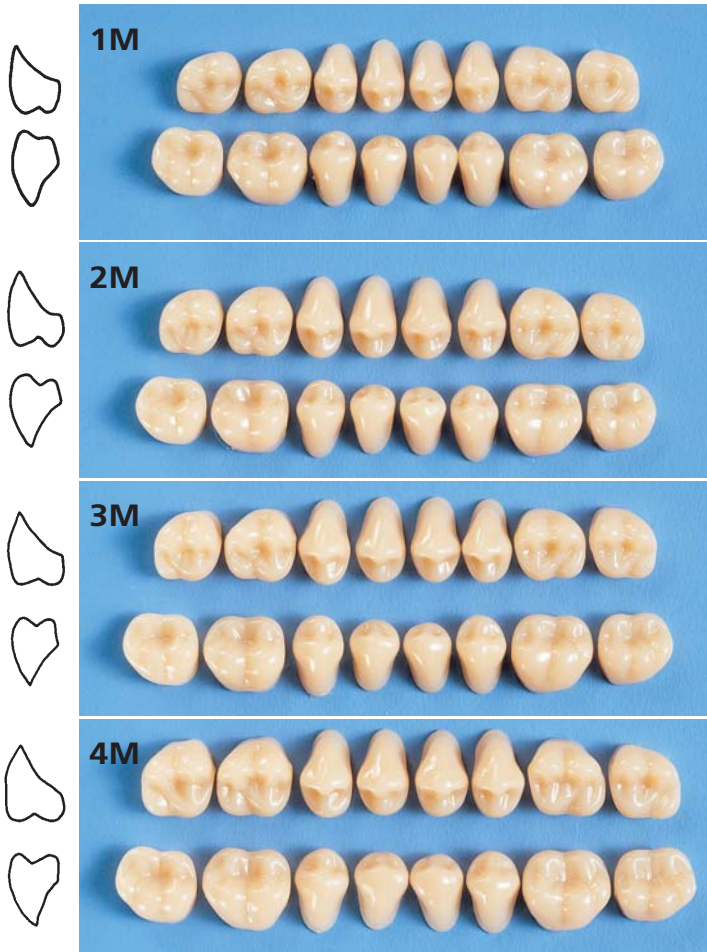
Perfection Posteriors



Now also available in the full sixteen shades A1-D4

Delphic Posterior Moulds

Traditional




Nominal Dimensions of Posterior moulds

Mould Number	Upper Half Width (mm)	Lower Half Width (mm)	Upper First Molar Crown Dimension (mm)	Lower First Molar Crown Dimension (mm)
S	30.00	31.00	8.50	7.75
M	30.00	30.75	9.00	7.50
L	31.75	33.00	9.00	8.50
A	28.75	30.50	7.50	6.75
B	30.50	31.75	8.00	7.00
1M	29.00	32.00	8.00	8.75
2M	30.25	32.25	8.50	8.25
3M	31.75	34.50	8.50	9.00
4M	33.75	37.00	9.50	9.75

For vitality & strength

Now also available in the full sixteen shades A1-D4



DELPHIC
ACRYLIC TEETH

schottlander

DELPHIC

ACRYLIC TEETH

It's easy to see how Delphic Acrylic teeth can enhance the quality of the dentures produced in the laboratory.

Delphic Acrylic Teeth are renowned for their natural beauty, matching consistent outline and colour blending with exceptional strength and durability.

And because Delphic Acrylic Teeth are manufactured using sophisticated multi-stage volume production process, they can be produced at a very reasonable cost.

All Delphic anteriors, posteriors and shade guides are strictly controlled for a perfect match.

The Delphic V range is available in the full sixteen shades (A1-D4), allowing you to create the best aesthetic solutions for your patients.

The traditional 'O' shades (01-02-03-04-05) have been specially created to give greater warmth. A contrasting enamel has been incorporated for greater vitality and natural beauty.

The 'G' shades (G4-G6-G8-G10) fulfil the requirement for a graduated range of grey shades with exceptionally lifelike appearance. The G10 shade was specially developed by us for senior citizens. It is particularly recommended for use with Delphic perfection posteriors.

The 18 upper and 8 lower anterior moulds form a balanced range and have great vitality.

Delphic Perfection balanced occlusion posteriors are designed with freely interacting cusps for faster setting up and better stability in the mouth. Being narrow bucco-lingually, additional tongue space is available and cross-bites are easily accommodated. Delphic Easyset posteriors have more pronounced cuspal angles yet sacrifice nothing in ease of set up or articulation.

Delphic Acrylic Teeth are made to exceed EN ISO 22112. When used together with Enigma High-Base or Pegasus Plus denture base no special treatment is required to achieve strong bonding of the teeth to the denture base polymer. When used with other denture bases the advice of the manufacturer concerned should be sought.



ADDITIONAL
PROSTHETIC
PRODUCTS



Enigma Cosmetic Teeth

Enigma teeth provide the highest possible aesthetics with superior hardness and durability. Enigma - the teeth behind natural looking cosmetic dentures.

Natura Teeth

Natura teeth are vital and natural in appearance with great hardness and durability, yet are priced as a mid-range tooth.

Enigma High-Base Acrylic

Enigma High-Base acrylic has an impact strength of up to three times that of normal acrylic. Available in three aesthetic shades.

Enigma Colour Tone

The eight Enigma Colour Tone shades enables matching of the gingival tissues. Complements beautiful teeth with beautiful, natural acrylic gum work.

Pegasus Plus Denture Base Acrylic

Pegasus Plus Denture Base Acrylic is a rapid hot cure material allowing multiple packing and with a simple technique. Available in five aesthetic shades.

Pegasus Plus Repair Acrylic

Pegasus Plus Repair Acrylic is a rapid and reliable repair material suitable both for cold and hydro flask curing. Available in four aesthetic shades.

Schottlander Isolating Solution

Applied to either a hot or cold mould, the dentures come out much cleaner than with traditional solutions, reducing the time to finish the denture and preserving the surface texture.

Doric Toughened Wax

Natural pink coloured wax with excellent handling properties, low warpage and shrinkage.

Schottlander Alma Gauge

A simple to use but essential instrument for defining the position of the anterior central incisor teeth.

Schottlander Autoclavable Bite Gauge

A Willis Bite gauge that is now autoclavable. Used to measure the freeway space.

Schottlander Autoclavable Bite Plane

A simple to use autoclavable instrument for ascertaining the occlusal plane.

Schottlander Denture Box

A practical plastic box in which patients can store their dentures.

Schottlander Lathe Brushes

For finishing dentures. Made from the finest quality materials.

For further information on any of the above prosthetic products or the complete Schottlander product range, request a copy of our catalogue on Freephone 0800 97 000 79 or visit www.schottlander.com

Tel +44 (0)1462 480848 Fax +44 (0)1462 482802
Freephone 0800 97 000 79 Freefax 0800 97 000 78
e-mail: sales@schottlander.co.uk
export@schottlander.co.uk

schottlander

committed to quality

Davis Schottlander & Davis Ltd
Fifth Avenue
Letchworth Garden City
Herts, SG6 2WD England

0751M/111