




4natur

Creating beautiful smiles, naturally



Mould Chart

schotlander

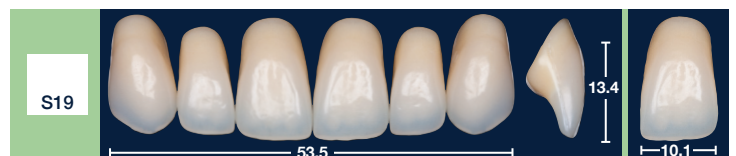
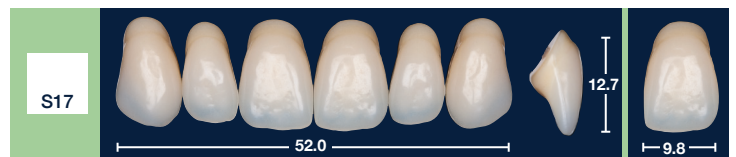
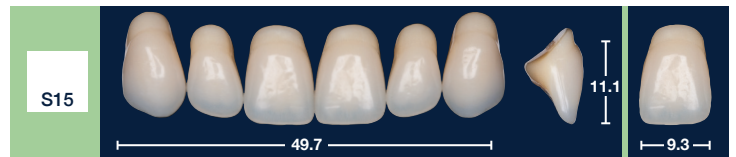
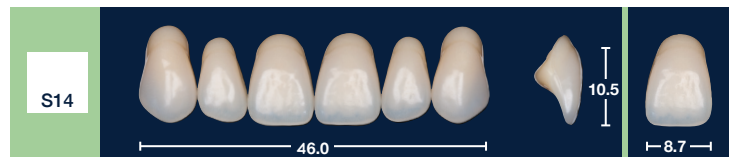
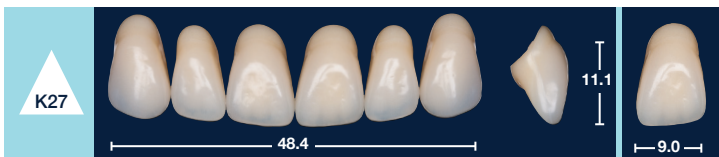
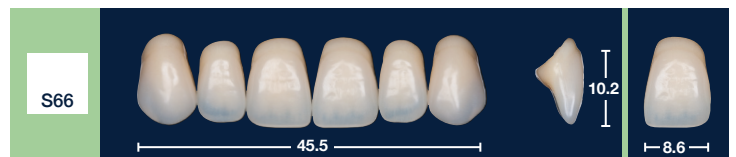
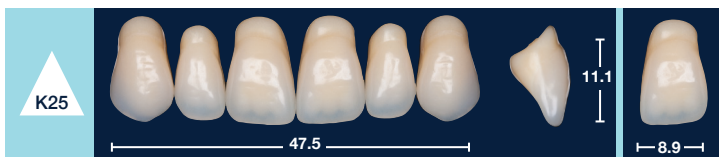
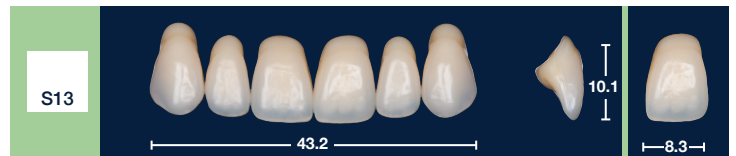
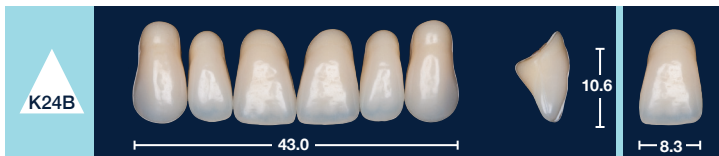
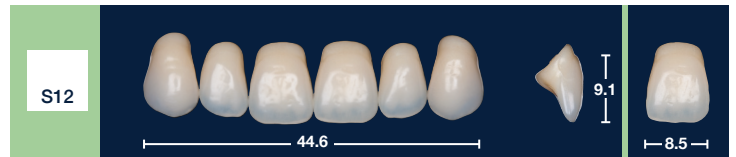
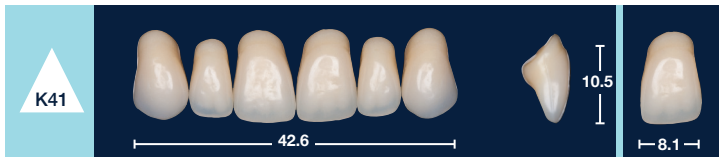
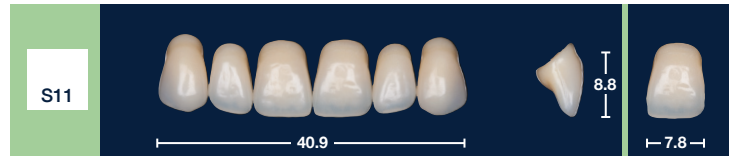
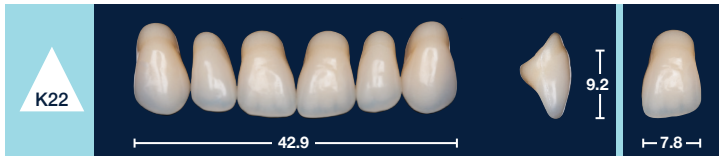




Upper Anterior Teeth Tapered



Upper Anterior Teeth Square



Combination Table

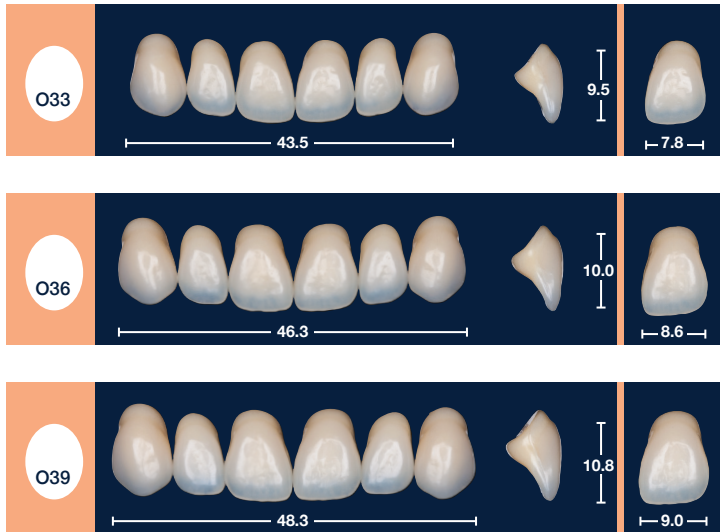
Anterior Teeth		Posterior Teeth
UPPER	LOWER	
S11	L3/L5	P1/P3
S12	L5/L6	P1/P3
S13	L4/L5	P3/P5
S66	L5/L6	P3/P5
S14	L6/L7	P5
S15	L8/L9	P4
S17	L9	P6
S19	L9/L11	P4/P6
K22	L3/L4	P1/P3
K41	L3/L4	P3/P5
K24B	L4/L5	P3/P5
K25	L7/L8	P4/P5
K27	L8	P4
O33	L3/L5	P3
O36	L6/L7	P3
O39	L8	P3/P5

Instructions for obtaining optimum results are available from us on request.

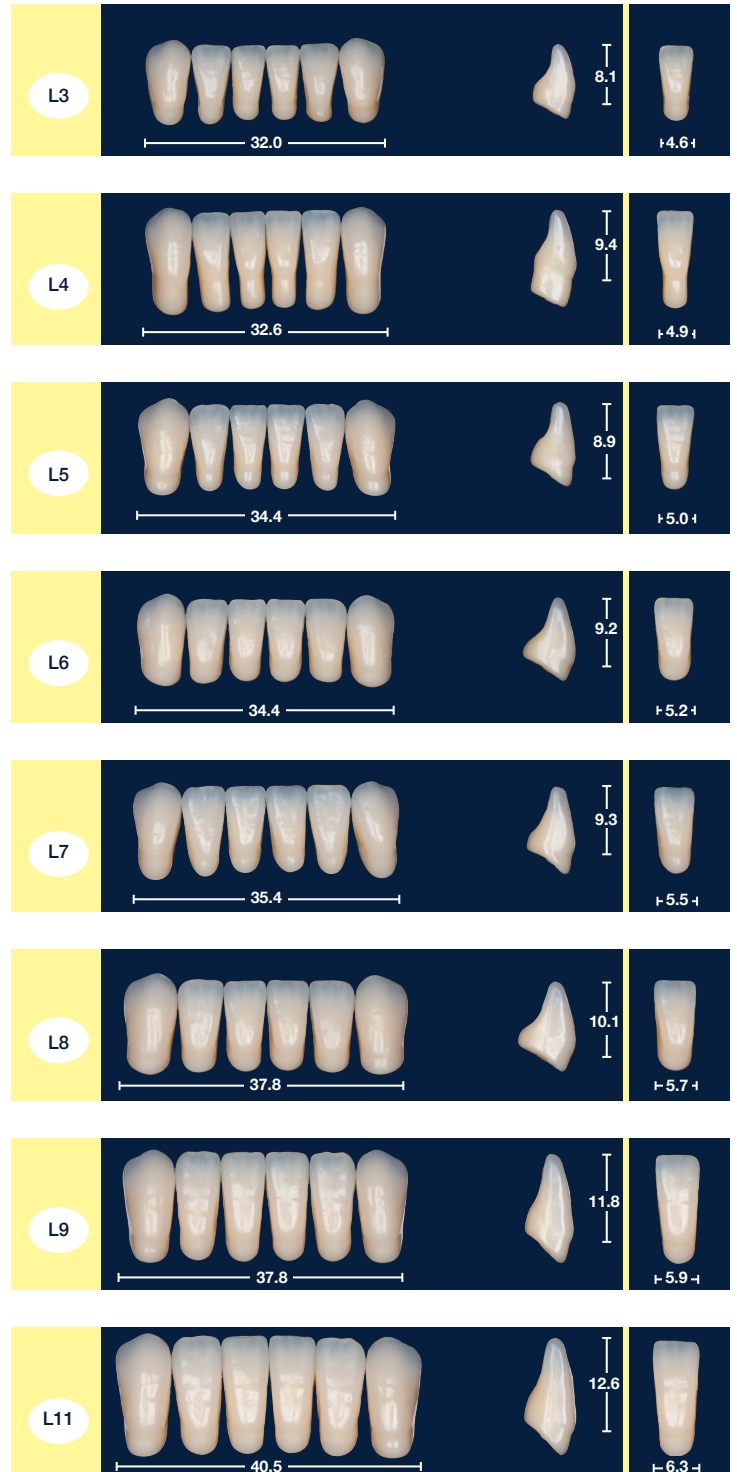
tel: +44(0)1462 480848
fax: +44(0)1462 482802



Upper Anterior Teeth Oval



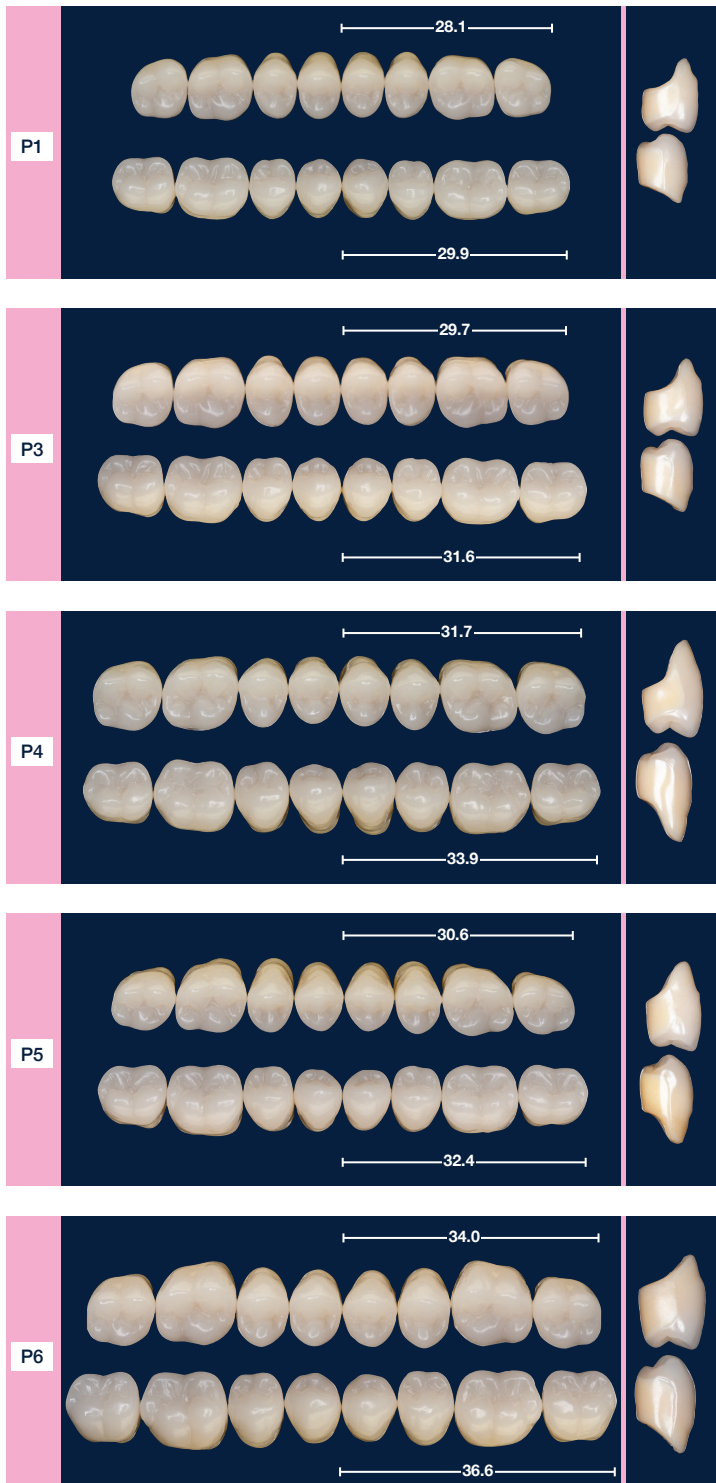
Lower Anterior Teeth



4natur Lower Anterior Moulds

Many patients show at least as much of their lower anterior teeth as their upper ones. With this in mind 4natur lower anteriors were designed to look like real teeth and received the same attention to detail and colour blending as their upper partners. The eight lower moulds provide the full range of sizes from small to the extra large mould L11. The latter was especially designed for partial denture cases and harmonises with the remaining teeth, even when significant gingival recession has taken place.

Posterior Teeth



4natur Posterior Moulds

These moulds have been designed for easier and faster setting up and have bases of the teeth cut away to reduce grinding time in the laboratory. The cusp angles of the uppers is 23° to aid mastication, whereas those of the lowers are flatter to avoid interferences in the mouth and reduce time taken in both the clinic and the laboratory.

Great attention has been paid to achieving a natural appearance and vitality. Aesthetic appearances have been enhanced with the buccal faces of the premolars lengthened to provide an even graduation between canines and premolars, avoiding the ugly step down found in other ranges.

Several of the lower moulds are narrower bucco-lingually to provide increased tongue space. All moulds in the range interdigitate easily both in balanced and lingualised occlusion. **4natur** posterior moulds cover the full spectrum of clinical requirements, from the petite mould P1 to the extra large mould P6.

Mould	L6(mm)	Mould	L8(mm)
P1U	8.4	P1L	7.3
P3U	8.5	P3L	7.8
P4U	9.3	P4L	8.6
P5U	8.4	P5L	8.3
P6U	10.4	P6L	9.4

L6: Maximum dimensions of the crowns of the maxillary left first molars.

L8: Maximum dimensions of the crowns of the mandibular left first molars.



sales@schottlander.co.uk
www.schottlander.com

4natur Shade System

The **4natur** shade system provides sixteen A-D shades with great vitality. Shade selection should be carried out with the patient either in daylight or defined lighting conditions (5500°K colour temperature).

The **4natur** shade guide enables consistent and accurate shade taking because it is made from the same materials, and uses the same layering system, as the **4natur** teeth themselves.



4natur Upper Anterior Moulds

4natur teeth provide amazing vitality with both incisal translucency and colour graduation within the body of the tooth. All **4natur** upper anterior teeth have been newly remodelled to follow the line angles and shapes found in nature. The mould range is based on proven established favourites with both the patients and dental professionals, with the addition of four completely new moulds.

Mould S19 is extra large in size. It has been designed for partial denture cases where, to adequately complete the spaces left after tooth loss, either increased length or width are needed. The three newly designed O moulds have soft, rounded and harmonious outlines and look fantastic in the mouth.



4natur many advantages include:


- Natural anatomical shapes and carefully sculpted marginal ridges provide a remarkable true to nature three dimensional appearance.
- Internal mamelon effects in both upper and lower centrals for a more natural appearance.
- Greater incisal translucency.
- Laterals are lighter than centrals. Canines are darker mesially with greater translucency distally.
- A beautiful smile is symmetrical around the centre line of the face. **4natur** teeth are exact mirror images on each side of the mouth.
- Naturally occurring blue/white opalescence and fluorescence under UV light, so appear natural under different lighting conditions.
- Excellent bond strength to acrylic denture base material.
- High solvent and heat resistance.
- CE marked and manufactured under ISO 9001 Quality Standard and in accordance with EN ISO 22112 Standard for Artificial Teeth.



Schottlander Support & Training Courses

Dentistry is becoming more technically demanding as materials and techniques become more sophisticated, enabling improvements in patient care. At Schottlander we believe in continuing education and training as well as in providing technical support to our customers. Schottlander run courses at our purpose built Training Centre in Hertfordshire, and throughout the UK, as well as worldwide through our distributor network.

All Schottlander courses are listed on www.schottlander.com or alternatively please contact the Schottlander Education & Events Coordinator on email: courses@schottlander.co.uk or Freephone 0800 97 000 79.



4natur® is a registered trademark of Davis Schottlander & Davis Ltd, England.

Davis Schottlander & Davis Ltd

Fifth Avenue, Letchworth Garden City, Herts, SG6 2WD England

Tel +44 (0)1462 480848 Fax +44 (0)1462 482802

Freephone 0800 97 000 79 Freefax 0800 97 000 78

e-mail: sales@schottlander.co.uk export@schottlander.co.uk

www.schottlander.com

